



STATEMENT OF RECEIPTS AND EXPENDITURES  
CY 2022  
Province, City or Municipality: **BURGOS, LA UNION**

Particulars (1)	Account Code (PGCA)	Actual Year	Current Year			Budget Year
			First Semester	Second Semester	Total	
RECEIPTS						
I. Beginning Cash Balance		2022	92,291,387.03	-	92,291,387.03	2022
II. Receipts						
A. Local Sources						
1. Tax Revenue						
a. Real Property Tax (RPT)						
i. Basic RPT			337,478.49	43,171.46	380,649.95	
ii. Special Education Fund			421,848.05	53,964.32	475,812.37	
b. Business Tax			940,537.99	484,662.36	1,425,200.35	
c. Other Local Taxes			219,156.22	148,536.01	367,692.23	
Total Tax Revenue			1,919,020.75	730,334.15	2,649,354.90	
2. Non Tax Revenue						
a. Regulatory Fees			543,977.85	132,420.93	676,398.78	
b. Service/User Charges			656,473.70	301,628.43	958,102.13	
c. Receipts from Economic Enterprise			591,497.16	655,997.85	1,247,495.01	
d. Other Receipts			1,037,048.61	6,594,016.11	7,631,064.72	
Total Non Tax Revenue			2,828,997.32	7,684,063.32	10,513,060.64	
Total Local Sources						
B. External Sources						
1. Internal Revenue Allotment			48,439,212.00	48,439,213.00	96,878,425.00	
2. Share from GOCCs (PAGCOR and PCSO)						
3. Other Shares from National Tax Collection						
a. Share from Ecozone						
b. Share from EVAT						
c. Share from National Wealth						
d. Share from Tobacco Excise Tax				24,173,324.50	24,173,324.50	
4. National Government Transfer				-	-	
5. Inter-Local Transfer				153,188.60	153,188.60	
6. Extraordinary Receipts / Grants / Donation / Aids						
Total External Sources			48,439,212.00	72,765,726.10	121,204,938.10	
C. Non-Income Receipts						
1. Capital Investment Receipts						
a. Proceeds from Sale of Assets				68,221.00	68,221.00	
b. Proceeds from Sale of Debt Securities of Other Entities						
c. Collection of Loans Receivables						
Total Capital Investment Receipts						
2. Receipts from Loans and Borrowings						
a. Acquisition of Loans			-	68,221.00	68,221.00	
b. Issuance of Bonds						
Total Receipts from Loans and Borrowings			-	-	-	
Total Non-Income Receipts			-	68,221.00	68,221.00	
Total Receipts			53,187,230.07	81,248,344.57	134,435,574.64	

Particulars (1)	Account Code (PGCA)	Actual Year	Current Year			Budget Year
			First Semester	Second Semester	Total	
<b>EXPENDITURES</b>						
I. General Fund						
a. General Services			23,602,598.06	10,883,189.96	34,485,788.02	
b. Economic Services			26,531,228.90	51,748,530.45	78,279,759.35	
c. Social Services			3,453,469.00	12,464,876.08	15,918,345.08	
d. Debt Services				-		
II. Special Education Fund			205,370.00	420,569.37	625,939.37	
III. Trust Fund to National Government Transfers						
Total Expenditures			53,792,665.96	75,517,165.86	129,309,831.82	
Ending Cash Balance			<b>91,685,951.14</b>	<b>5,731,178.71</b>	<b>97,417,129.85</b>	


Prepared by:

  
TERRY V. ABELLADA  
Local Treasurer

  
RICO P. PANTA  
Local Accountant

  
MARILYN G. ABANSI  
Local Budget Officer

Approved by:

  
DELFIN C. COMEDIS JR.  
Local Chief Executive