




STATEMENT OF RECEIPTS AND EXPENDITURES  
CY 2020  
Province, City or Municipality: **BURGOS, LA UNION**

Particulars (1)	Account Code (PGCA)	Actual Year	Current Year			Budget Year
			First Semester	Second Semester	Total	
<b>RECEIPTS</b>						
I. Beginning Cash Balance		2020	73,804,726.12		73,804,726.12	2020
II. Receipts						
A. Local Sources						
1. Tax Revenue						
a. Real Property Tax (RPT)						
i. Basic RPT			283,343.33	26,335.64	309,678.97	
ii. Special Education Fund			354,179.16	32,919.56	387,098.72	
b. Business Tax			804,244.07	531,903.35	1,336,147.42	
c. Other Local Taxes			246,655.31	128,604.59	375,259.90	
Total Tax Revenue			1,688,421.87	719,763.14	2,408,185.01	
2. Non Tax Revenue						
a. Regulatory Fees			572,576.75	368,508.76	941,085.51	
b. Service/User Charges			259,552.44	26,262.63	285,815.07	
c. Receipts from Economic Enterprise			432,872.32	436,628.94	869,501.26	
d. Other Receipts			20,632,929.29	255,397.79	20,888,327.08	
Total Non Tax Revenue			21,897,930.80	1,086,798.12	22,984,728.92	
Total Local Sources						
B. External Sources						
1. Internal Revenue Allotment			32,497,176.00	32,497,180.00	64,994,356.00	
2. Share from GOCCs (PAGCOR and PCSO)						
3. Other Shares from National Tax Collection						
a. Share from Ecozone						
b. Share from EVAT						
c. Share from National Wealth						
d. Share from Tobacco Excise Tax						
4. National Government Transfer			5,976,150.00	14,045,684.23	20,021,834.23	
5. Inter-Local Transfer				1,578,000.00	1,578,000.00	
6. Extraordinary Receipts / Grants / Donation / Aids						
Total External Sources			38,473,326.00	48,120,864.23	86,594,190.23	
C. Non-Income Receipts						
1. Capital Investment Receipts						
a. Proceeds from Sale of Assets				9,560.00	9,560.00	
b. Proceeds from Sale of Debt Securities of Other Entities						
c. Collection of Loans Receivables						
Total Capital Investment Receipts						
2. Receipts from Loans and Borrowings						
a. Acquisition of Loans			-	9,560.00	9,560.00	
b. Issuance of Bonds						
Total Receipts from Loans and Borrowings			-	-	-	
Total Non-Income Receipts			-	9,560.00	9,560.00	
Total Receipts			62,059,678.67	49,936,985.49	111,996,664.16	
<b>EXPENDITURES</b>						
I. General Fund						
a. General Services			14,478,558.36	24,568,000.99	39,046,559.35	
b. Economic Services			44,626,009.07	18,741,974.55	63,367,983.62	
c. Social Services			12,356,658.75	13,839,904.80	26,196,563.55	
d. Debt Services						
Total General Fund			516,250.74	261,676.31	777,927.05	
II. Special Education Fund						
III. Trust Fund to National Government Transfers						
Total Expenditures			71,977,476.92	57,411,556.65	129,389,033.57	
Ending Cash Balance			63,886,927.87	- 7,474,571.16	56,412,356.71	


Prepared by:

  
TERRY V. ABELLADA  
Local Treasurer

  
RICO P. PANTA  
Local Accountant

  
MARILYN G. ABANSI  
Local Budget Officer

Approved by:

  
ROBERT B. MADARANG, JR.  
Local Chief Executive