





STATEMENT OF RECEIPTS AND EXPENDITURES  
CY 2021  
Province, City or Municipality: **BURGOS, LA UNION**

Particulars (1)	Account Code (PGCA)	Actual Year	Current Year			Budget Year
			First Semester	Second Semester	Total	
<b>RECEIPTS</b>						
I. Beginning Cash Balance		2021	56,412,356.71	-	56,412,356.71	2021
II. Receipts						
A. Local Sources						
1. Tax Revenue						
a. Real Property Tax (RPT)						
i. Basic RPT			395,509.49	56,809.94	452,319.43	
ii. Special Education Fund			494,386.86	71,012.43	565,399.29	
b. Business Tax			983,561.40	576,597.85	1,560,159.25	
c. Other Local Taxes			220,660.59	81,742.14	302,402.73	
Total Tax Revenue			2,094,118.34	786,162.36	2,880,280.70	
2. Non Tax Revenue						
a. Regulatory Fees			609,446.80	172,913.00	782,359.80	
b. Service/User Charges			212,105.95	286,115.40	498,221.35	
c. Receipts from Economic Enterprise			599,935.30	320,671.54	920,606.84	
d. Other Receipts			19,254,218.94	2,567,863.61	21,822,082.55	
Total Non Tax Revenue			20,675,706.99	3,347,563.55	24,023,270.54	
Total Local Sources						
B. External Sources						
1. Internal Revenue Allotment			34,829,424.00	34,829,419.00	69,658,843.00	
2. Share from GOCCs (PAGCOR and PCSO)						
3. Other Shares from National Tax Collection						
a. Share from Ecozone						
b. Share from EVAT						
c. Share from National Wealth						
d. Share from Tobacco Excise Tax			31,895,612.00	15,085,195.50	46,980,807.50	
4. National Government Transfer				-		
5. Inter-Local Transfer				560,308.25	560,308.25	
6. Extraordinary Receipts / Grants / Donation / Aids						
Total External Sources			66,725,036.00	50,474,922.75	117,199,958.75	
C. Non-Income Receipts						
1. Capital Investment Receipts						
a. Proceeds from Sale of Assets						
b. Proceeds from Sale of Debt Securities of Other Entities						
c. Collection of Loans Receivables						
Total Capital Investment Receipts						
2. Receipts from Loans and Borrowings						
a. Acquisition of Loans			-	-	-	
b. Issuance of Bonds						
Total Receipts from Loans and Borrowings			-	-	-	
Total Non-Income Receipts			-	-	-	
Total Receipts			89,494,861.33	54,608,648.66	144,103,509.99	
<b>EXPENDITURES</b>						
I. General Fund						
a. General Services			19,690,606.34	29,803,349.92	49,493,956.26	
b. Economic Services			27,681,960.12	19,904,516.62	47,586,476.74	
c. Social Services			7,343,032.63	3,564,576.89	10,907,609.52	
d. Debt Services				-		
II. Special Education Fund			5,600.00	230,837.15	236,437.15	
III. Trust Fund to National Government Transfers						
Total Expenditures			54,721,199.09	53,503,280.58	108,224,479.67	
Ending Cash Balance			91,186,018.95	1,105,368.08	92,291,387.03	

Prepared by:  
  
TERRY V. ABELLADA  
Local Treasurer

  
RICO P. PANTA  
Local Accountant

  
MARILYN G. ABANSI  
Local Budget Officer

Approved by:  
  
ROBERT B. MADARAÑG, JR.  
Local Chief Executive