




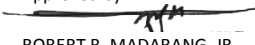
STATEMENT OF RECEIPTS AND EXPENDITURES  
CY 2019  
Province, City or Municipality: **BURGOS, LA UNION**

Particulars (1)	Account Code (PGCA)	Actual Year	Current Year			Budget Year
			First Semester	Second Semester	Total	
<b>RECEIPTS</b>						
I. Beginning Cash Balance		2019	43,106,761.50	-	43,106,761.50	2019
II. Receipts						
A. Local Sources						
1. Tax Revenue						
a. Real Property Tax (RPT)						
i. Basic RPT			303,208.38	26,047.08	329,255.46	
ii. Special Education Fund			346,166.10	37,812.98	383,979.08	
b. Business Tax			815,938.77	374,335.22	1,190,273.99	
c. Other Local Taxes			130,826.55	104,405.15	235,231.70	
Total Tax Revenue			1,596,139.80	542,600.43	2,138,740.23	
2. Non Tax Revenue						
a. Regulatory Fees			543,534.31	332,052.50	875,586.81	
b. Service/User Charges			489,083.61	114,701.50	603,785.11	
c. Receipts from Economic Enterprise			433,511.84	372,650.83	806,162.67	
d. Other Receipts			11,352,315.15	6,052,594.56	17,404,909.71	
Total Non Tax Revenue			12,818,444.91	6,871,999.39	19,690,444.30	
Total Local Sources						
B. External Sources						
1. Internal Revenue Allotment			28,946,358.00	28,946,356.00	57,892,714.00	
2. Share from GOCCs (PAGCOR and PCSO)						
3. Other Shares from National Tax Collection						
a. Share from Ecozone						
b. Share from EVAT			9,805.82	-	9,805.82	
c. Share from National Wealth						
d. Share from Tobacco Excise Tax					33,428,155.00	
4. National Government Transfer						
5. Inter-Local Transfer						
6. Extraordinary Receipts / Grants / Donation / Aids						
Total External Sources			28,956,163.82	28,946,356.00	91,330,674.82	
C. Non-Income Receipts						
1. Capital Investment Receipts						
a. Proceeds from Sale of Assets			1,565.50	-	1,565.50	
b. Proceeds from Sale of Debt Securities of Other Entities						
c. Collection of Loans Receivables						
Total Capital Investment Receipts						
2. Receipts from Loans and Borrowings			1,565.50	-	1,565.50	
a. Acquisition of Loans						
b. Issuance of Bonds						
Total Receipts from Loans and Borrowings			-	-	-	
Total Non-Income Receipts			1,565.50	-	1,565.50	
Total Receipts			43,372,314.03	69,789,110.82	113,161,424.85	
<b>EXPENDITURES</b>						
I. General Fund						
a. General Services			29,022,449.98	25,890,313.59	54,912,763.57	
b. Economic Services			1,415,397.30	1,468,914.59	2,884,311.89	
c. Social Services			5,144,860.42	5,120,667.33	10,265,527.75	
d. Debt Services						
Total General Fund			655,377.08	291,523.86	946,900.94	
II. Special Education Fund			9,657,549.62	3,796,406.46	13,453,956.08	
III. Trust Fund from National Government Transfers						
Total Expenditures			45,895,634.40	36,567,825.83	82,463,460.23	
Ending Cash Balance			40,583,441.13	33,221,284.99	73,804,726.12	

Prepared by:  
  
TERRY V. ABELLADA  
Local Treasurer

  
RICO P. PANTA  
Local Accountant

  
MARILYN G. ABANSI  
Local Budget Officer

Approved by:  
  
ROBERT B. MADARANG, JR.  
Local Chief Executive